


# Blisworth Community Survey 2010





## What is a Community Survey?

- It's a way of finding out what you think of Blisworth
- It's a way of finding out what your concerns are
- It's a way of finding out what improvements you would like
- It's a way of finding out what changes you don't want
- It's the best way of developing a strong Community Plan

## Why have a Community Plan?

A Parish/Community Plan can include everything that is relevant to the people who live and work in the community, from employment and playgrounds to the design of new buildings and the protection of hedgerows. It can include social, environmental or economic issues and issues regarding the sustainability of the area.

A Community Plan enables us to have a voice in decisions which affect us. It can ensure a commitment from organisations to work together with communities in providing public services.

It can enable us to have a strong, supportive community, in a safe, well designed, sustainable place with access to services and amenities we need.

## Why do you need my opinion?

The Plan needs to:

- Reflect the views of all sections of the community.
- Identify aspects that local people value.
- Identify local opportunities as well as problems.
- Outline how local people want the community to develop in the future.

## Everybody's opinions are important.

If you complete this survey, your opinions will be a valuable part of the overall results. If you don't, an opportunity will have been missed.

## **The survey is completely anonymous and your individual reply cannot be identified in any analysis!**

The results will be assessed and a final report will be presented at a Village Open Day later in the year. Progress will be regularly publicized in *Round & About*.

The survey is in two parts. **PART ONE - HOUSEHOLD SECTION** - is for one person (usually the head of the household) to complete. **PART TWO - PERSONAL SECTION** - is for **all people** in the household **over the age of 11** to complete.

If there are more than six people in the household please ask the distributor for another form. You will only need to complete the HOUSEHOLD SECTION on one form.

Please fill in the survey as completely as possible. If you have any questions please contact your distributor who will collect the completed forms in 5 – 10 days.

**Remember – your opinions are important!!**



**PART ONE**  
**HOUSEHOLD SECTION (Questions 1 – 8 inclusive)**  
**TO BE COMPLETED BY ONE PERSON**

If you think a question is Not Applicable to you please draw a line through it or write N/A.

Question: 1

How many people including children normally live in your household?

Enter Number      |\_\_\_\_|

Question: 2

Please enter the number of people in your household in each age group:

Enter number

	_M_	_F_
0 - 4	_____	_____
5 - 10	_____	_____
11 - 15	_____	_____
16 - 17	_____	_____
18 - 24	_____	_____
25 - 44	_____	_____
45 - 59	_____	_____
60 - 64	_____	_____
65 - 74	_____	_____
75 - 84	_____	_____
85+	_____	_____



Question: 3

What type of dwelling is this?

Tick one box only

- Detached house |\_\_\_\_\_|
- Semi-detached house |\_\_\_\_\_|
- Terraced house |\_\_\_\_\_|
- Bungalow |\_\_\_\_\_|
- Flat/maisonette |\_\_\_\_\_|
- Sheltered housing with warden |\_\_\_\_\_|
- Purpose built for elderly or disabled with alarm but no resident warden |\_\_\_\_\_|
- Mobile home/caravan |\_\_\_\_\_|
- Other |\_\_\_\_\_|

Question: 4

Enter the number of children under 16 in your household who attend the following :

Enter number in the box

Blisworth Pre-school Play Group	____
Blisworth Day Nursery	____
Blisworth Primary School	____
Secondary school	____
School for those with special needs	____
Other - please specify	____

Question: 5

If any of your children of appropriate age do not attend Blisworth Primary School please give the reason why

Tick one box only

No places available	____
Special needs not catered for	____
Other - please specify	____

Question: 6

If any of your children of appropriate age do not attend the secondary school of their choice please give the reason why:


Tick one box only

Outside of catchment area	____
Special needs not catered for	____
Other - please specify	____

.....

Question: 7

How many roadworthy vehicles are kept by your household?  
Enter number in box



Cars	____
Vans	____
Motor bikes	____
Specially adapted vehicles	____
Lorries	____

Question: 8

How many bicycles (used at least once a week) are there in your household?

Enter number in box |\_\_\_\_|

**PART TWO**  
**PERSONAL SECTION - TO BE COMPLETED BY ALL MEMBERS OF THE**  
**HOUSEHOLD OVER THE AGE OF 11.**  
**EACH PERSON TO USE THE SAME NUMBERED COLUMN THROUGHOUT THE**  
**QUESTIONNAIRE**

**THE FOLLOWING THREE QUESTIONS ARE EXAMPLES**

**Some questions are answered by ticking just one box.**

**Example**

How long have you lived in Blisworth?

Tick one box only

	PERSON	_1_	_2_	_3_	_4_	_5_	_6_
Less than a year							
1-5 years							
6-15 years			/				
16-25 years				/			
26-50 years							
51 + years		/					
Whole life		/					

**Some questions can be ticked in more than one box.**

**Example**

Would you like to see any improvements in the bus service with regard to?

Tick more than one box if appropriate

	PERSON	_1_	_2_	_3_	_4_	_5_	_6_
Routes					/		
Timetable		/			/		
Cost		/	/		/		
Reliability							
Bus Stop location							
Access for those with disabilities							
Other - please specify*							
No opinion			/				

**Some questions ask for a coded number to be inserted. These usually need a number in each box.**

**Example**

In relation to sports facilities, does Blisworth need any of the following?

**Enter code: 1 for Yes      2 for No      3 for No opinion**

	PERSON	_1_	_2_	_3_	_4_	_5_	_6_
Adult outdoor exercise equipm't		1	3	3	1		
Bike Track		3	1	1	1		
Climbing wall		2	2	1	3		
Skateboard Park		3	1	1	3		
Tennis Court		1	1	3	1		
Other - please tell us what							

**Please turn page to continue with survey**

**PART TWO**  
**PERSONAL SECTION - TO BE COMPLETED BY ALL MEMBERS OF THE**  
**HOUSEHOLD OVER THE AGE OF 11.**

Question: 9

Sex

	PERSON	_1_	_2_	_3_	_4_	_5_	_6_
Male							
Female							

Question: 10

What age group do you belong to?

	PERSON	_1_	_2_	_3_	_4_	_5_	_6_
11-15							
16-17							
18-24							
25-44							
45-59							
60-64							
65-74							
75-84							
85+							



Question: 11

How long have you lived in Blisworth?

Tick one box only

	PERSON	_1_	_2_	_3_	_4_	_5_	_6_
Less than a year							
1-5 years							
6-15 years							
16-25 years							
26-50 years							
51 + years							
Whole life							



Question: 12

If you moved here, what brought you here?

Tick more than one box as appropriate

	PERSON	_1_	_2_	_3_	_4_	_5_	_6_
Came with family							
Availability of suitable housing							
Setting up home							
Marriage/family connections							
Employment in the area							
Retirement							
Attractive area							
Other - please tell us							

.....

Question: 13

If you are seeking employment, what type of work are you looking for?

Tick more than one box if appropriate

	PERSON	_1_	_2_	_3_	_4_	_5_	_6_
Managerial							
Professional/Technical							
Clerical/Secretarial							
Craft/Skilled Manual							
Sales							
Personal and protective service							
Plant and machine operatives							
Other - please tell us							

.....

Question: 14

Would a local job vacancy board displayed in Blisworth be useful?

Tick one box only

	PERSON	_1_	_2_	_3_	_4_	_5_	_6_
Very useful							
Quite useful							
Useful							
Of no use							
No opinion							

Question: 15

What is, or would be, your main means of transport to work, training or study?  
Tick one box only

	PERSON	_1_	_2_	_3_	_4_	_5_	_6_
Car/Van							
Public Bus							
Private Bus							
Taxi							
Bicycle							
Motor-cycle/Scooter/Moped							
Train							
Walking							
Other - please tell us*							
Not applicable							

\*

.....



Question: 16

Would you like to see any improvements in the bus service with regard to?  
Tick more than one box if appropriate

	PERSON	_1_	_2_	_3_	_4_	_5_	_6_
Routes							
Timetable							
Cost							
Reliability							
Bus Stop location							
Access for those with disabilities							
Other - please specify*							
No opinion							

Please specify\*

.....

Question: 17

How important is it that Blisworth should remain a village separate from Northampton and nearby villages.  
Tick one box only

	PERSON	_1_	_2_	_3_	_4_	_5_	_6_
Very important							
Important							
Not very important							
No opinion							

Question: 18

Do you think more new housing in Blisworth will?

Tick one box only

	PERSON	_1_	_2_	_3_	_4_	_5_	_6_
Improve the village							
Put an unreasonable strain on local services							
Don't know							
No opinion							

Question: 19

What type(s) of housing development would be acceptable in Blisworth?



Tick more than one box if appropriate

	PERSON	_1_	_2_	_3_	_4_	_5_	_6_
None							
Single dwellings in controlled locations							
Infill							
Small group(s) of less than 10							
Carefully designed larger group(s)							
Conversion of redundant buildings							
Expansion of the edge of Blisworth							
Other - please specify							

.....

Question: 20

Is there a need for any of the following in Blisworth?

Tick more than one box if appropriate

	PERSON	_1_	_2_	_3_	_4_	_5_	_6_
Nursing home							
More sheltered housing							
Residential provision for people with disabilities							
More child-care facilities							
Other - please suggest							

.....

Question: 21

What is your opinion of the way the planning system is implemented in Blisworth by South Northants Council ?

Tick one box only

	PERSON	_1_	_2_	_3_	_4_	_5_	_6_
Totally satisfied							
Quite satisfied							
Quite dissatisfied							
Very dissatisfied							
No opinion							

Question: 22

What type of commercial development would be acceptable in Blisworth?

Tick more than one box if appropriate

	PERSON	_1_	_2_	_3_	_4_	_5_	_6_
Shops							
Offices							
Canal-side businesses							
Light industrial businesses							
Heavy industrial businesses							
None							
Other - please specify							

.....



Question: 23

Do you regard the police coverage of Blisworth to be?

Tick one box only

	PERSON	_1_	_2_	_3_	_4_	_5_	_6_
Good							
Reasonable							
Poor							
No opinion							

Question: 24

Which, if any, of the following crimes and anti-social behaviour concern you in Blisworth ?

Tick more than one box if appropriate

	PERSON	_1_	_2_	_3_	_4_	_5_	_6_
Antisocial/intimidating behaviour							
Theft							
House break-ins							
Mugging							
Vandalism							
Drunkenness							
Drugs misuse							
Not concerned							
Other - please specify							

.....

Question: 25

If there are areas in Blisworth in which you feel unsafe, where are they?

- Person 1 . . . . .
- Person 2 . . . . .
- Person 3 . . . . .
- Person 4 . . . . .
- Person 5 . . . . .
- Person 6 . . . . .

Question: 26

Do you think that any of the following measures are needed?

Tick more than one box if appropriate

	PERSON	_1_	_2_	_3_	_4_	_5_	_6_
Improved street lighting							
Better consultation between police and local people							
A greater police presence							
Better law enforcement by Police							
More drug/drink education/prevention							
More activities for young people							
CCTV							
Other - please specify							

.....

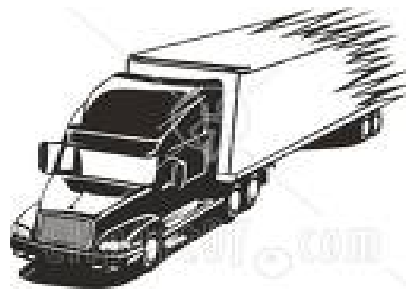
Question: 27

Do you feel in danger from speeding traffic in these areas of Blisworth?

Tick more than one box if appropriate

	PERSON	_1_	_2_	_3_	_4_	_5_	_6_
Northampton Road							
Station Road							
High Street							
Towcester Road							
Stoke Road							
Courteenhall Road							
Connegar Leys							
Buttmead							
Chapel Lane							
Gayton Road							
Other - please tell us							

.....



Question: 28

Would you support the following speed control measures in Blisworth?

Tick more than one box if appropriate

	PERSON	_1_	_2_	_3_	_4_	_5_	_6_
Extension of the 30mph speed limit							
Introduction of a 20mph speed limit							
Children at play signs							
More speed warning signs							
Traffic calming							
Mini roundabouts at main road junctions							
Police enforcement							
None of the above							

Question: 29

Do you think that the traffic problems in Blisworth are related to any of the following?

Tick more than one box if appropriate

	PERSON	_1_	_2_	_3_	_4_	_5_	_6_
General congestion at peak times							
Too many lorries							
Too many parked cars							
The village being used as a cut through							
Need for one-way system Chapel Lane/Little Lane							
Need to improve safety of junction with By-pass							
Need for additional access to bypass N of Village							
Need for improved signage to Northampton/Towcester							
Inadequate signage to tunnel car park entrance							
Lack of maintenance of highway markings							
Other - please tell us							

.....

Question: 30

Do you think that issues relating to parking at the school could be eased by the following

Tick more than one box if appropriate

	PERSON	_1_	_2_	_3_	_4_	_5_	_6_
Double yellow lines along the bend							
'Drop off only' system							
Encourage use of other village car parks -							
Village Hall, Royal Oak							
Investigate additional parking in the village for the school							
Police intervention for irresponsible parking							
Other - please suggest							

.....

Question: 31

In relation to paths and street lights, would you like to see any of the following in Blisworth ?

Tick more than one box if appropriate

	PERSON	_1_	_2_	_3_	_4_	_5_	_6_
No parking on pavements							
No parking on public green spaces							
Better maintained pavements							
More pavements e.g. Stoke Rd and Station Rd							
More dropped kerbs							
A pedestrian crossing on Stoke Rd (Drs surgery)							
A pedestrian crossing on the High St							
More street lights							
Cycle paths							
Other - please specify							

.....

Question: 32

What are your views on the standard of the following environmental services in Blisworth?



**Enter code:**

- 1 for good
- 2 for reasonable
- 3 for poor
- 4 for no opinion
- 5 for not applicable

	PERSON	_1_	_2_	_3_	_4_	_5_	_6_
Mains water supply							
Mains gas supply							
Mains electricity supply							
Refuse collection							
Re-cycling facilities							
Street lighting							
Roadside care/street cleaning							
Snow clearance/salting of roads							
Gritting of pavements							



Question: 33

If you use the local Post Office, please say what for?  
Tick more than one box if appropriate

	PERSON	_1_	_2_	_3_	_4_	_5_	_6_
Postal services							
Pensions/Allowances							
Banking/saving certificates etc							
Foreign currency							
Information leaflets							
Other services							

Question: 34

If the following opened in Blisworth how often would you use them?

**Enter code:**

- 1 for weekly**
- 2 for monthly**
- 3 for occasionally**
- 4 for never**
- 5 don't know**

	PERSON	_1_	_2_	_3_	_4_	_5_	_6_
Bakery/Tea shop							
Hobby/Craft shop							
Cycle repair/service shop							
Souvenir Shop							
Local produce shop							
Restaurant/Bistro							
Museum/heritage collection							
Internet cafe/IT training centre							

Question: 35

Are you aware of what is on offer at the following places?

**Enter code:    1 for Yes    2 for No    3 for Not Interested**

	PERSON	_1_	_2_	_3_	_4_	_5_	_6_
Blisworth Village Hall							
Blisworth Playing Field							
Blisworth Baptist Church							
Blisworth Parish Church							
The Village Shop							
The Football Club							
The Royal Oak							
The Walnut Tree							

Question: 36

Which new sports clubs/activities would you attend in Blisworth if they were provided?  
Tick more than one box if appropriate



	PERSON	_1_	_2_	_3_	_4_	_5_	_6_
Badminton							
Canoeing							
Cricket							
Cycling							
Keep Fit							
Outdoor bowls							
Skittles							
Snooker/pool							
Table tennis							
Tennis							
Yoga							
Other - please tell us what							

.....

Question: 37

In relation to sports facilities, does Blisworth need any of the following?

**Enter code: 1 for Yes            2 for No            3 for No opinion**

	PERSON	_1_	_2_	_3_	_4_	_5_	_6_
Adult outdoor exercise equipm't							
Bike Track							
Climbing wall							
Skateboard Park							
Tennis Court							
Other - please tell us what							

.....

Question: 38

Which new clubs/activities would you attend in Blisworth if they were provided?  
Tick more than one box if appropriate

	PERSON	_1_	_2_	_3_	_4_	_5_	_6_
Band							
Choir							
Music Society							
Play reading/drama							
Computer lessons for adults							
Senior Citizens Group							
Creative arts for children							
Young people's drama group							
Gardening Club							

Question: 39

Do you experience any of the following difficulties in getting to events at the Playing Field?  
Tick more than one box if appropriate

	PERSON	_1_	_2_	_3_	_4_	_5_	_6_
Access-road difficult to use							
No wheelchair access							
Worried about personal safety							
No one else to go with							
No transport							
Parking inconvenient							
Other - please tell us what							

.....

Question: 40

Do you experience any of the following difficulties gaining access to events at any village venues?  
Tick more than one box if appropriate

	PERSON	_1_	_2_	_3_	_4_	_5_	_6_
No transport							
No one else to go with							
Opening times are inconvenient							
Costs too great							
No wheelchair access							
Parking inconvenient							
Other - please tell us what							

.....

Question: 41

Does Blisworth need any of the following?

**Enter code:      1 for Yes      2 for No      3 for No Opinion**

	PERSON	_1_	_2_	_3_	_4_	_5_	_6_
Youth Cafe/Youth Club							
New Scout Hut							
Children's' holiday workshops/ courses							
New Village Hall							
Better facilities in the Village Hall							
Continued regeneration of the Playing Field							
Continued regeneration of the Football Club							
A public toilet							

Question: 42

What are your views on local social facilities for?

**Enter code:**

- 1 for good
- 2 for reasonable
- 3 for poor
- 4 for no opinion

	PERSON	_1_	_2_	_3_	_4_	_5_	_6_
Children up to 16							
Young people 17-25							
People 26-60							
People over 60							

Question: 43

What are your views on local social facilities for people with disabilities?

Tick one box only

	PERSON	_1_	_2_	_3_	_4_	_5_	_6_
Good							
Reasonable							
Poor							
No opinion							



Question: 44

Are the village churches important to you?

Tick more than one box if appropriate

	PERSON	_1_	_2_	_3_	_4_	_5_	_6_
For Sunday worship							
For baptisms							
For weddings and funerals							
As a focal point for the community							
As an historic building							
Other - please tell us what							

.....

Question: 45

Would you like to see either of the village churches used for the following activities?

**Enter code:**

- 1 for yes**
- 2 for No**
- 3 for No opinion**

	PERSON	_1_	_2_	_3_	_4_	_5_	_6_
Musical events							
Community festivals							
Daytime tea-shop							
Coffee house open more often							
Other - please tell us what							

.....

Question: 46

Where do you usually get information about events taking place in Blisworth?

Tick more than one box if appropriate

	PERSON	_1_	_2_	_3_	_4_	_5_	_6_
Village Diary							
Notice Board							
Round & About							
Church Newsletter							
Chronicle & Echo							
Local Radio							
Leaflets							
Internet							
Word of Mouth							
Other - please tell us what							

.....

Question: 47

In relation to information services, do you think that Blisworth needs any of the following?

Tick more than one box if appropriate

	PERSON	_1_	_2_	_3_	_4_	_5_	_6_
Secure central notice board/ information point							
Monthly <i>Round &amp; About</i>							
Signposts for local amenities							
Other - please tell us what							

.....

Question: 48

With regard to Blisworth Parish Council have you ever used the following services?



**Enter code:**

**1 = Yes**

**2 = No**

**3 = Unaware we could do this**

	PERSON	_1_	_2_	_3_	_4_	_5_	_6_
Attended an annual Parish Assembly							
Attended a monthly Parish Council meeting							
Requested a copy of the Parish Council minutes from the Clerk							
Written to the Chairman about a matter of concern to be discussed at a meeting							
Contacted a Parish Councillor personally with your concerns							

Question: 49

Please tell us if you have any comments or concerns about your Parish Council.

- Person 1 . . . . .
- Person 2 . . . . .
- Person 3 . . . . .
- Person 4 . . . . .
- Person 5 . . . . .
- Person 6 . . . . .

Question: 50

Do you have any reception difficulties with the following?

**Enter code:**

**1 for Yes**

**2 for No**

**3 for No opinion**

	PERSON	_1_	_2_	_3_	_4_	_5_	_6_
Radio							
T.V.							
Mobile Telephone							
Broadband							

Question: 51

Which of the following do you think would improve Blisworth?

Tick more than one box if appropriate

	PERSON	_1_	_2_	_3_	_4_	_5_	_6_
Better security							
Annual canal festival							
Annual music/arts festival							
Arts centre							
Museum / heritage centre							
More flowers and shrubs							
Tidier shop fronts							
More seating							
Demolition of derelict buildings							
None of these							
Other - please suggest							

.....



Question: 52

What do you think could be done to improve the environment of Blisworth?

**Enter code:**

- 1 for very important**
- 2 for worth doing**
- 3 for not necessary**
- 4 for don't know**

	PERSON	_1_	_2_	_3_	_4_	_5_	_6_
Cut down some trees							
Plant more trees							
Preserve single trees in special places							
Plant new orchards							
Plant more hedges							
Keep hedges short and tidy							
Let hedges grow naturally							
Look after woodlands							
Maintain stone walls							
Clean up towpath							
Other - please suggest							

.....

Question: 53

Do you think we should have special nature reserves in Blisworth?

Tick one box only

	PERSON	_1_	_2_	_3_	_4_	_5_	_6_
Yes							
No							
No opinion							

Question: 54

What do you think could be done with the local roads, lanes and paths to make the countryside more attractive?

**Enter code:**

- 1 for very important**
- 2 for important**
- 3 for worth doing**
- 4 for not necessary**
- 5 for don't know**

	PERSON	_1_	_2_	_3_	_4_	_5_	_6_
Care for canals and towpaths							
Keep roadside verges mown and tidy							
Let roadside verges grow for wildlife							
Repair gates stiles and bridges							
Open more footpaths and bridleways							
Make footpaths more accessible							
Signpost footpaths and bridleways							

Question: 55

In relation to footpaths and bridleways - would you like to see any of the following?

Tick more than one box if appropriate

	PERSON	_1_	_2_	_3_	_4_	_5_	_6_
Maps of local footpaths							
Leaflets of walks available to buy							
Guided walks of the area							
No opinion							



Question: 56

Do you think Blisworth should be kept clean and tidy by?  
Tick more than one box if appropriate

	PERSON	_1_	_2_	_3_	_4_	_5_	_6_
More litter bins							
More dog waste bins							
Putting up notices							
Having a 'Spring Clean Day' annually							
Having a 'Spring Clean Day' twice a year							
Entering a 'Best Kept Village Competition'							
None of these							
No opinion							

Question: 57

How would you like Blisworth to develop?  
Tick more than one box if appropriate



	PERSON	_1_	_2_	_3_	_4_	_5_	_6_
As a retirement community							
As a commuter community							
As a working community							
As a mixed community							
As a tourist centre							
To stay as it is							

If there is anything that you feel has not been included in this survey please write your comments here.

.....  
.....  
.....

**That's it!**

**Thank you for taking time to complete this survey.**



Your distributor will collect it in 5 – 10 days.

Community Plan Action Group

Beryl Andrews, Alan Andrews, Jan Andrews, Di Burgoyne, Margarete Field, Mason Masterman,  
Pat Masterman, Ann North, Jane Percival, Linda Pusey, Sarah Sykes.

Representing several village organisations.

Supported by Blisworth Parish Council.

Funded by Northampton ACRE (Action with Communities in Rural England).